

# Shepherd

*James W. Hunt*



**...BOATS FOR '51**




# The Shepherd Custom "18" and "22"

Striking individual features comprise the Shepherd Custom "18" and the Shepherd Custom "22". These boats are available in two models: The V-drive runabout and the direct drive utility model. The engine in the direct drive unit is enclosed in a sound-proof hatch which is easily accessible. This cushioned hatch furnishes seating for several more passengers or an easy place for fishing.


Located at the stern is the V-drive engine on both "18" and "22" custom runabouts. The V-drive engine on both "18" and "22" custom runabouts is also soundproof and you—as a runabout owner—will find it easy for service.

All Shepherd Runabouts have generous freeboard assuring you of maximum protection. The master craftsmen who constructed these boats left nothing undone to get the maximum obtainable. Shepherd offers you these several models and power options in a line of runabouts. Other features such as the not-to-be-duplicated convertible top or the mahogany continue the "custom-look" and truly make Shepherd, America's Outstanding




3

View closely the "custom look" of the Shepherd Runabout. Chrome-plated metalwork, the high finish mahogany deck: Luxury craftsmanship with superlative attention to detail. Below deck there is ample storage space and adequate ventilation allows a free flow of air to the bilges.




4

Generous, roomy seats in all models are designed for comfort and easy, free movement to any part of the runabout. Foam rubber cushions are durable and weather-proof. Large storage space beneath all seats.




5

The runabout's 5-unit Stewart-Warner instrument panel is compactly arranged for easy viewing. Controls are operated entirely by hand. For practical accessibility, the throttle is fixed on the left of the steering column and the shift on the right.



Exclusively mold-curved, visible for g




ly designed for Shepherd Runabout is the ved safety glass windshield. Tuflex glass, by a special process, to give wide-view, is a triumph of small boat engineering for safety and comfort.



2

Obtainable for all models is a convertible top. Quickly and easily raised or lowered, it permits freedom of action in fair weather and protected comfort during sudden changes of weather. It is a practical, and outstanding feature, fitted for style, designed for use.



s. The engine housing  
ise its ready accessi-

rt in all water condi-  
you the finest boat  
of distinguished run-  
-curved Tuflex safety  
Runabout.

6

The power plants in the Custom "18" and the Custom "22" may be obtained in either Vee or direct drive. Handily accessible in their sound proof hatches, these engines are of the finest standard manufacture.

## America's Outstanding Runabout

Designed and styled for leadership in 1951—your Shepherd Runabout! Truly outstanding in craftsmanship—in performance—and in superb riding comfort!

Carefully constructed of the finest Honduras mahogany, each piece of wood is selectively matched and fitted to give that "custom look." Adding a high gloss finish, Shepherd craftsmen have made their runabouts the most striking product of the boat-building craft to be found anywhere. The interior design and workmanship enhances the overall construction of the runabout in beauty and hard-wearing comfort. Each boat is the finest example of the long experience of Shepherd craftsmen, who for twenty years, have led the field.


Long noted for excellence of design—the Shepherd name also means luxury. Sinking into the comfortable, foam-rubber cushioned seats or just standing in the cockpit, there is the feeling of luxury. From stem to stern, these boats are built for easy riding comfort—for luxurious pleasure, as well as practical use.

Unmistakably distinctive, Shepherd Runabouts have a high standard of performance. They are instantly maneuverable at speeds up to forty miles an hour. Sturdy craft, built for long, hard wear—they are safe and dependable—and they are, for luxurious comfort—America's Outstanding Runabout!

### Specifications

	18' and 22' models	
Length	18'	22'
Beam	6' 4"	7' 1"
Draft	2'	2' 3"
Freeboard - fore and aft	28 3/4"	22" 31 1/2" - 24"
Frames, Mahogany	7/8" x 3 1/2"	7/8" x 3 1/2"
Bottom, Mahogany	Double 5/16" Double 3/8"	
Stem, White Oak	1 7/8" x 5"	1 7/8" x 5 1/2"
Keel, White Oak	1 3/4" x 4 1/2"	1 7/8" x 5 1/2"
Decks & Topsides, Mahogany	7/16"	7/16"
Battens, Oak	1/2" x 1 3/8"	5/8" x 1 3/8"
Fastenings	Brass screws and galvanized bolts	
Rudder	Manganese bronze	
Strut	Bronze with aquilite bearing	
Shaft - Monel	1"	1"
Shaft log - flexible	Bronze	Bronze
Gas tank capacity	22 gals.	32 gals.
Steering	Right hand drag link assembly	

Specifications and equipment subject to change without notice.



*Exclusive United States Distributor of Shepherd Boats*

## **JAFCO MARINE BASIN, INC.**

Entrance Drive: 2192 Niagara St. Tel. Bedford 2775

**BUFFALO 7, NEW YORK**